



INTELLIGENT RISK SOFTWARE

PAUSE / RESUME SESSION SOLO WEARABLE APP

[DISCLAIMER]

This presentation document has been prepared by Vault Intelligence Limited ("Vault") and is intended for off line demonstration, presentation and educational purposes.

The information is not version controlled and as such is subject to change without notice.

Vault does not accept any responsibility or obligation to inform users of this presentation of such changes.

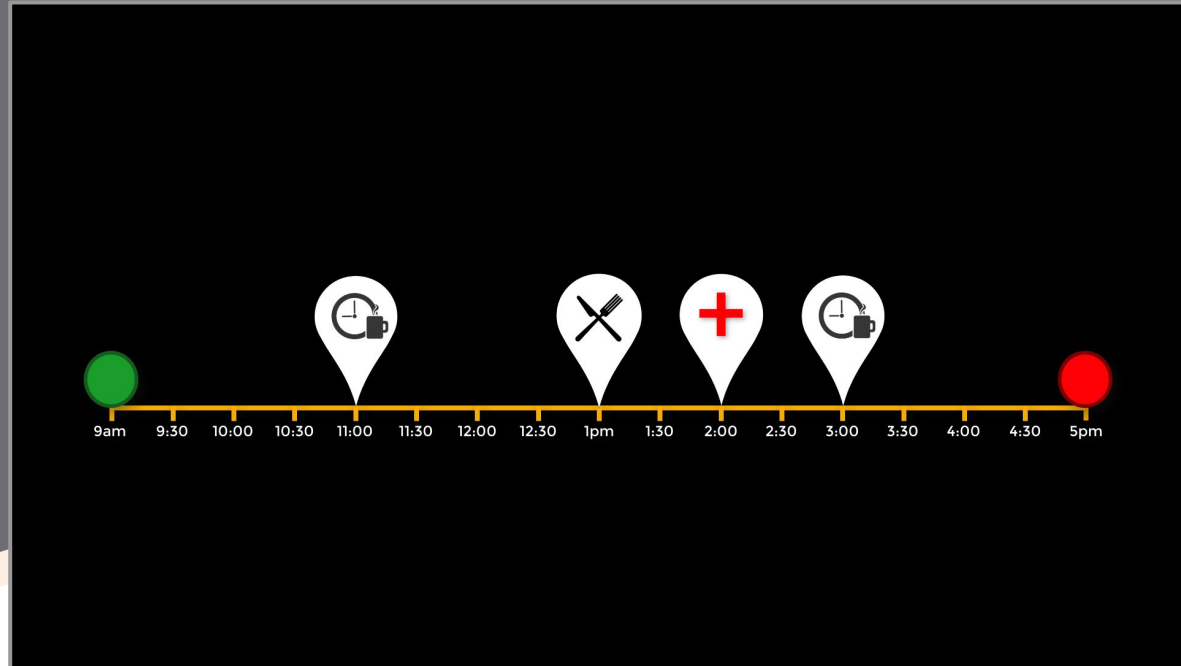
This includes any copies of this presentation taken and modified outside of the Vault domain.

[Pause/Resume Session] Introduction



Because our Working days are often punctuated by things like breaks and private appointments, Solo provides the ability to Pause, and later resume a session.

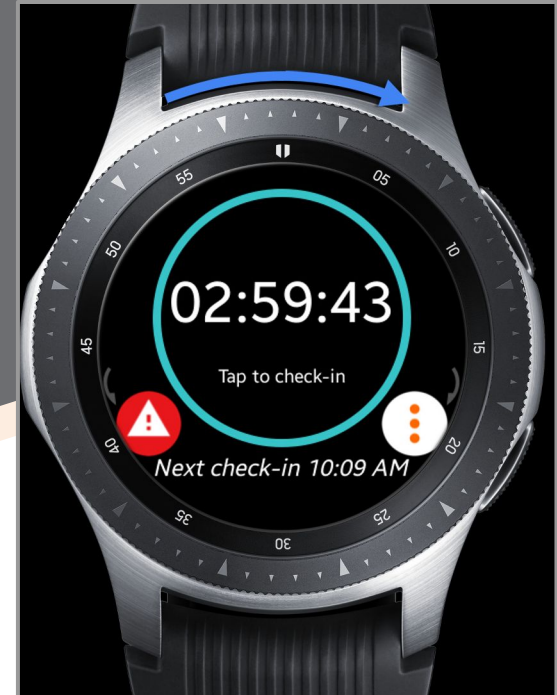
While a session is paused, Solo will not share your location with your Organisation, and will not expect to receive any check-ins until the session is manually resumed.



[Pause Session]



From your current active session access the Solo menu - to do so **tap** the 'Menu' icon or additionally if your watch has a bezel **turn** the 'bezel' clockwise.

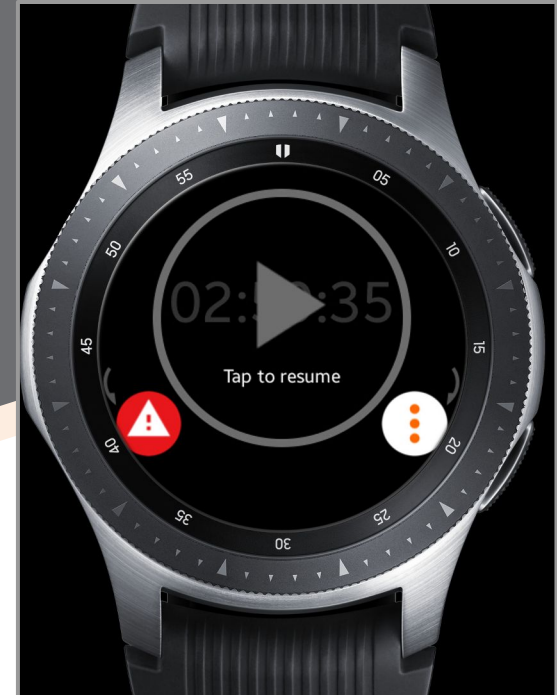


[Pause Session]



Ensure the 'Pause' icon is selected and then **tap** the centre of the screen,

The countdown timer will now pause, and location recording will stop.



[Resume Session]



To resume the session, simply **tap** 'Resume'.

The Countdown timer will now resume from where it was paused, and your location will once again be shared with your Organisation.

